



# Rehabitat System

Discover the advantages of renewing an old installation with no refurbishment work needed.

Find out more at:

*[www.bjc.es/en/series/bjc-rehabitat](http://www.bjc.es/en/series/bjc-rehabitat)*



# Renovating an installation without works

## Rehabitat System

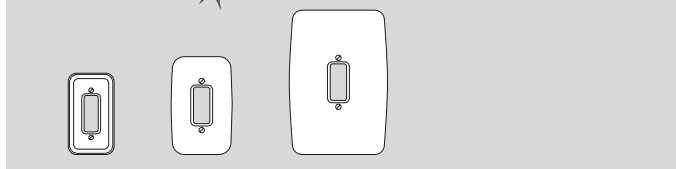
---

The Rehabitat System allows you to quickly and conveniently replace, the most classic mechanisms with the latest models, very reliable and with a more modern design.

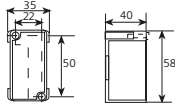


## Refurbishment of electrical facilities with Estrella series frames or similar

Installed frames



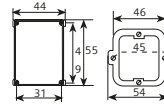
Flush mounting box 362-1 BJC



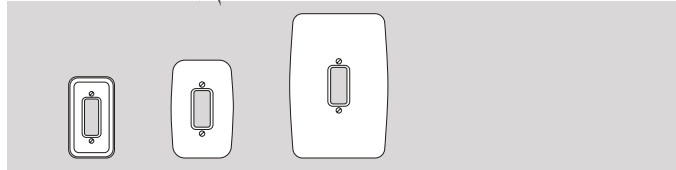
Other installed frames



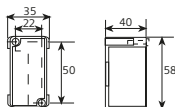
Other flush mounting boxes



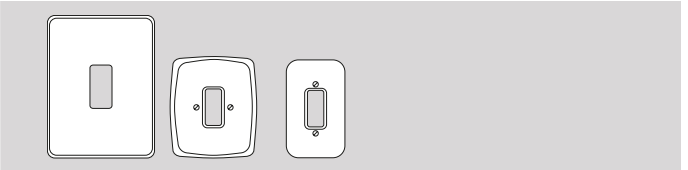
Installed frames



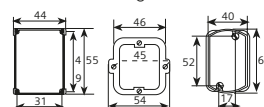
Flush mounting box 362-1 BJC



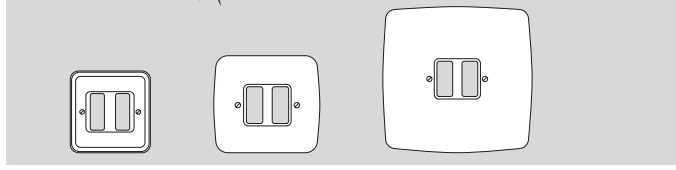
Other installed frames



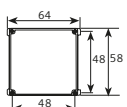
Other flush mounting boxes



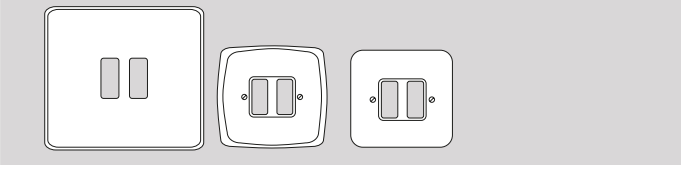
Installed frames



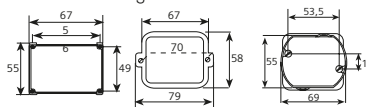
Flush mounting box 362-2 BJC



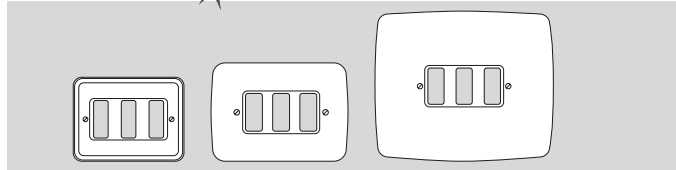
Other installed frames



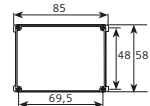
Other flush mounting boxes



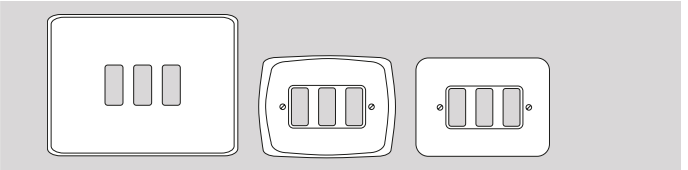
Installed frames



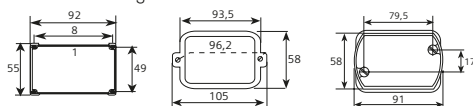
Flush mounting box 362-3 BJC



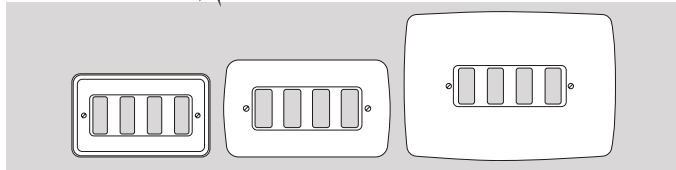
Other installed frames



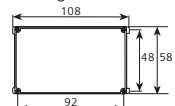
Other flush mounting boxes



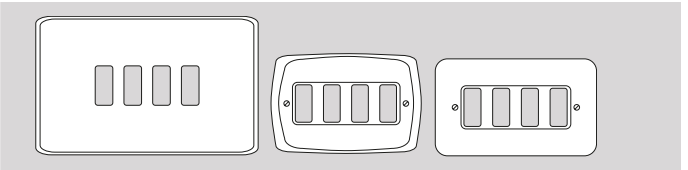
Installed frames



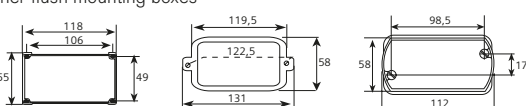
Flush mounting box 362-4 BJC




Other installed frames



Other flush mounting boxes



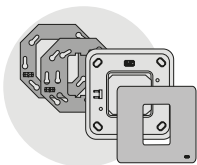
## Adapters with frame and integrated metal frame for Estrella series mounting boxes or similar








1 narrow gang frame

96x98 mm  
For 362-1 BJC box or similar

Assembly made up of metal frame, adapter and frame



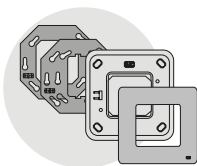
			
WHITE <b>16661-B</b>	BEIGE <b>16661-A</b> Packing 10	SILVER <b>16661-PL</b> Packing 1	GOLD <b>16661-DR</b>







1-gang frame for 1 wide cover  
Only switches mechanisms, output cables, telephone socket outlets and circuit breakers


96x98 mm  
For 362-1 BJC box or similar

Assembly made up of metal frame, adapter and frame



			
WHITE <b>16662-B</b>	BEIGE <b>16662-A</b> Packing 10	SILVER <b>16662-PL</b> Packing 1	GOLD <b>16662-DR</b>

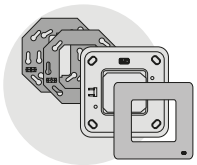
This panel allows you to install a rocker or cover, in a narrow flush mounting box








1-gang frame for 1 wide cover or 2 narrow covers

96x98 mm  
For 362-2 BJC box or similar

Assembly made up of metal frame, adapter and frame



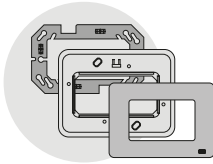
			
WHITE <b>16662-B</b>	BEIGE <b>16662-A</b> Packing 10	SILVER <b>16662-PL</b> Packing 1	GOLD <b>16662-DR</b>







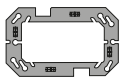
1-gang frame for 3 narrow covers or 1 wide and 1 narrow covers

132x98 mm  
For 362-3 BJC box or similar


Assembly made up of metal frame, adapter and frame



			
WHITE <b>16663-B</b>	BEIGE <b>16663-A</b> Packing 10	SILVER <b>16663-PL</b> Packing 1	GOLD <b>16663-DR</b>



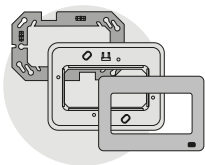
**16668** Special Metal frame for each 3-element Compact box







1-gang frame for 4 narrow covers or 2 wide covers

132x98 mm  
For 362-4 BJC box or similar

Assembly made up of metal frame, adapter and frame



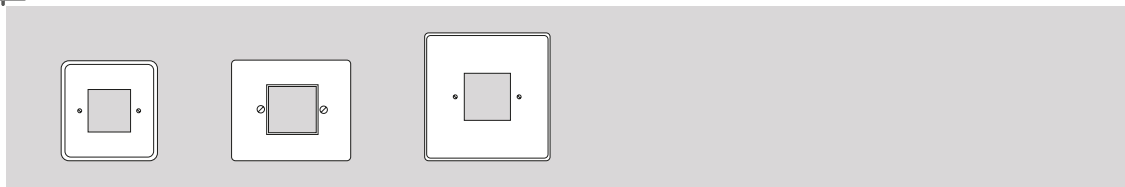
			
WHITE <b>16664-B</b>	BEIGE <b>16664-A</b> Packing 10	SILVER <b>16664-PL</b> Packing 1	GOLD <b>16664-DR</b>

Some boxes from other brands, when installed, may require small adjustments to allow the insertion of Sol Teide inserts

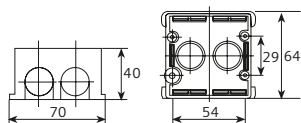
Frames for Sol series inserts.

## Work-free Refurbishment of electrical facilities with Lineal series frames or similar

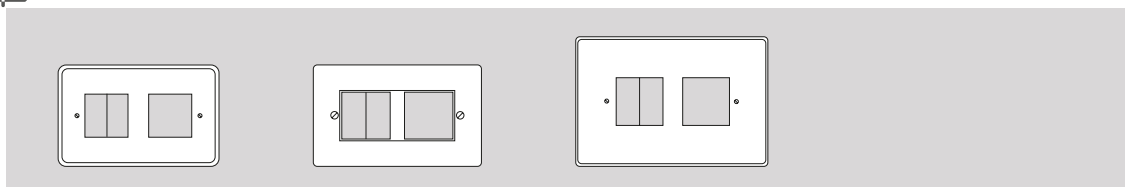
Installed frames



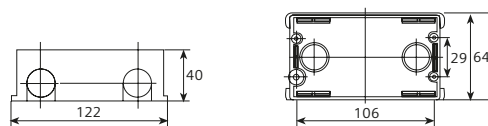
Flush mounting box  
906 BJC



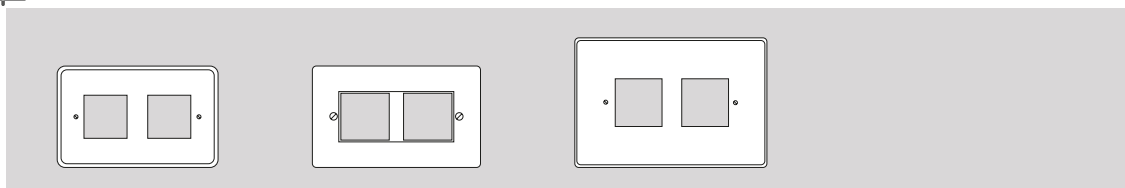
Installed frames



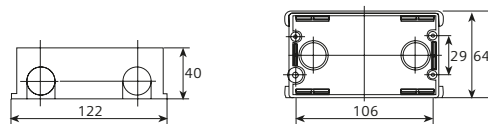
Flush mounting box  
907 BJC



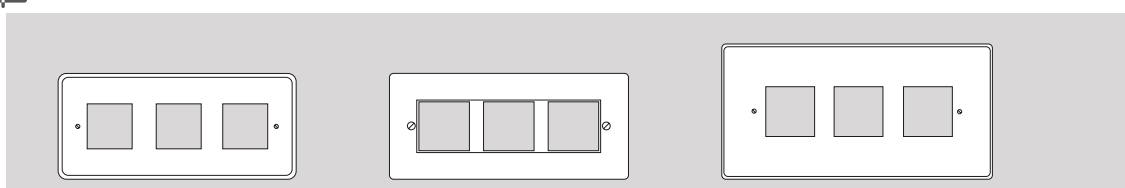
Installed frames



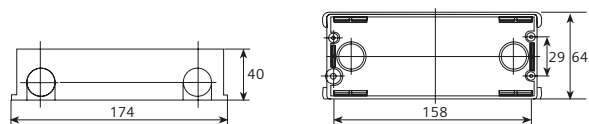
Flush mounting box  
907 BJC




Installed frames



Flush mounting box  
908 BJC



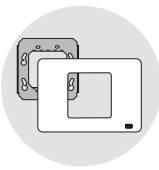
## Work-free Refurbishment of electrical facilities with Lineal series frames or similar




1-gang frame for 2 narrow covers or 1 wide cover

120x85 mm  
For 906 BJC box or similar

Assembly made up of frame and metal frame



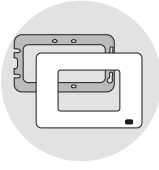
WHITE	BEIGE	SILVER	GOLD
<b>16652-B</b>	<b>16652-A</b> Packing 10	<b>16652-PL</b> Packing 1	<b>16652-DR</b>



1-gang frame for 3 narrow covers or 1 wide and 1 narrow covers


120x85 mm  
For 907 BJC box or similar

Assembly made up of frame and metal frame



The frame 16653 is intended to replace frames with 3 inserts

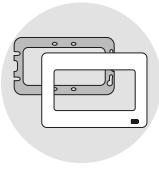
WHITE	BEIGE	SILVER	GOLD
<b>16653-B</b>	<b>16653-A</b> Packing 10	<b>16653-PL</b> Packing 1	<b>16653-DR</b>




1-gang frame for 4 narrow covers or 2 wide covers

120x85 mm  
For 907 BJC box or similar

Assembly made up of frame and metal frame



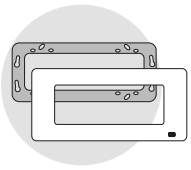
WHITE	BEIGE	SILVER	GOLD
<b>16654-B</b>	<b>16654-A</b> Packing 5	<b>16654-PL</b> Packing 1	<b>16654-DR</b>



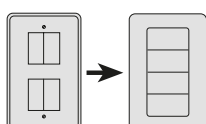
1-gang frame for 6 narrow covers or 3 wide covers

190x85 mm  
For 908 BJC box or similar

Assembly made up of frame and metal frame



WHITE	BEIGE	SILVER	GOLD
<b>16656-B</b>	<b>16656-A</b> Packing 5	<b>16656-PL</b> Packing 1	<b>16656-DR</b>



Replacement of vertically installed linear frames requires mounting the inserts in a horizontal position

Frames for Sol inserts series